



The MY HERO Project GLOBAL LEARNING CIRCLES

TIMELINE & CHECKLIST

MY HERO GLoBal Learning: *Session 2, 2017*

September 30, 2017 – January 15, 2018

Preparations prior to Week 1 (September 30 – October 7)

After receiving placement in the **MY HERO Global Learning Circles**, Teachers should [REGISTER AS AN EDUCATOR at the MY HERO Project](#).

NOTE: There are two websites for this circle: iearn.org and myhero.com.

RECOMMENDED: Teachers access both sites by using **THIS LINK:** www.myhero.com/learningcircles
WHERE YOU CAN:

See the [MY HERO Learning Circles slide deck](#) with outcomes and comments from teachers and students who have taken part.

Check **WEEKLY UPDATES** (left side of page).

Click on **TIMELINE** (top right side of page)

Access your **iEARN FORUM**.

RELEVANT LINKS:

Educator's Quick Start Guide

Click on How to Choose your Heroes for ideas.

See MY HERO Global Learning Circle Favorites.

Check out Results from past Learning Circle

During this prep week **WATCH** the [MY HERO Promo](#) (short film) with your students and give them the MY HERO website to explore on their own www.myhero.com

ACTIVITY

Some fun stuff that our Learning Circle teachers have shared with us:
Create a bulletin board in your classroom of a world map, showing where your circle partners are from. Print the pictures sent to you, during the 4 months, of your partners' classes, schools, communities and countries.

Opening the Circle: 2 weeks (October 8 – October 14)

PLEASE NOTE: it is very important to keep up with the weekly tasks so that everyone can share in real time.

Teachers log onto their FORUM via www.myhero.com/learningcircles and respond to the Electronic Roll Call.


Teachers send an introductory HELLO message to their circle partners:

Tell us a little about yourself, your life and your teaching experience – and anything else you would like to share. Pictures are great for helping us all get to know each other.

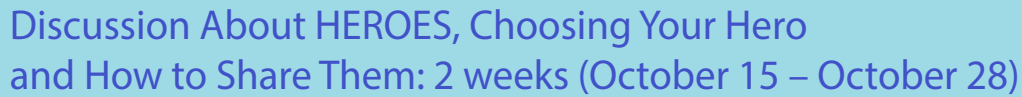
Teachers and Students prepare and send their responses to the [MY HERO Class Survey](#).

After the Class Surveys are complete the STUDENT FORUMS will open for student exchanges.

[Click here for Student Etiquette on forums](#)




Welcome Packs: physical packages will be mailed to postal addresses OR digital Welcome Packs will be created and sent for online sharing. As it is very expensive to mail packages these days we suggest that you choose one class and ask if they will exchange with you. Usually ELEMENTARY classes are very excited to receive and give actual MAIL... it is up to EACH CLASS and EACH CIRCLE. Older classes seem to like sending digital welcome packages. IT IS UP TO EACH OF YOU but please choose ONE and follow through.



Discussion About HEROES, Choosing Your Hero and How to Share Them: 2 weeks (October 15 – October 28)

Teachers and Students have discussions about HEROES and Choosing Your Hero and how to Share them. (there are 4 ways, Stories, Art, Short Films or Audio/Music/Podcast) ALL of these sections have tutorials on MY HERO. And the MY HERO team is here to help every step of the way.



PLANNING HOW TO share your HEROES in the MY HERO PROJECT
2 weeks (October 15 – October 28)

EACH STUDENT REGISTERS AS A STUDENT at myhero.com/register and uses the CLASS CODE each teacher receives when they register. PLEASE make sure all teachers and students check LEARNING CIRCLES when registering.

Share our MY HERO essay with your students:
[How Should We Choose our Heroes?](#)

Discussions should take place in the teacher and student forums. Please make sure to talk about online etiquette and be sure to monitor your class in the student forums.

Teachers can arrange skype interaction between classes with similar time zones.

Planning and Completing the MY HERO Project: 5 weeks (October 29 – December 4)

PLEASE NOTE: Your facilitator and the MY HERO team are here to guide you every step of the way. It is important to note that submitted stories, art, short films and audio must be original and created by your students. *MY HERO will not publish any submissions that encourage violence or hatred.*

EACH TEACHER will gather all their students works into their ORGANIZER! This ORGANIZER can be started at beginning of these 5 weeks with teachers adding, class photo, school photos, paragraphs about their process, links to school websites, etc etc. THEN when it comes to adding your student works it will be much easier.

There are 4 ways to share your HERO story and tutorials for each on your media pages:

1. [STORIES](#)
2. [ART](#)
3. [SHORT FILMS](#)
4. [AUDIO](#)

Publishing and sharing your Organizers (finished works of your class) 3 weeks, plus one-week break (December 2 – January 6)

This is a fun time when students and teachers PUBLISH their works on the MY HERO website as well as at iearn.org.

Share your ORGANIZER pages with Circle Partners giving positive feedback while learning more about each other's heroes.

MY HERO certificates are awarded to each Teacher and Student who completes the MY HERO Project, as well as t-shirt prizes for outstanding essays and a chance to enter the MY HERO International Film and Multimedia Festival.

When finished, Teachers fill out the MY HERO post-survey and let us know about your experiences:

<https://myhero.com/TeachersRoom/PostSurvey>

Closing the Circle: 1 ½ weeks (January 7 – January 15)

Teachers and students send their final goodbyes through the iEARN Forums, and the Learning Circle closes.

The list will still be active for a week or two after the end of the circles to make sure final messages are received.

Many teachers and students who have participated in these circles stay in touch and even visit each other. It is truly a wonderful experience!

Wendy Jewell
Facilitator
MY HERO Global Learning Circles
wendy@myheroproject.org
www.myhero.com
<https://www.myhero.com/teachersroom/learningcircles>
FACEBOOK <https://www.facebook.com/MyHeroProject>
Twitter @myhero